

ALPHA Track 2 Luci 48Vdc (Ad. Bin. 01-06-13 Nero o Bianco)

340BC05L11
340BC06L11



Descrizione del prodotto / Product description

Proiettore LED direzionabile da interno per binari elettrificati a bassa tensione 48Vdc. Ideale per l'illuminazione d'accento.

Corpo realizzato da tornitura di alluminio verniciato.

Disponibili varie ottiche in PMMA trasparente.

Anello frontale antiglare in alluminio anodizzato nero con finitura personalizzabile a richiesta.

Sorgente COB LED con LES ridotta.

Fornito con adattatore per binari in tensione costante "Stucchi".

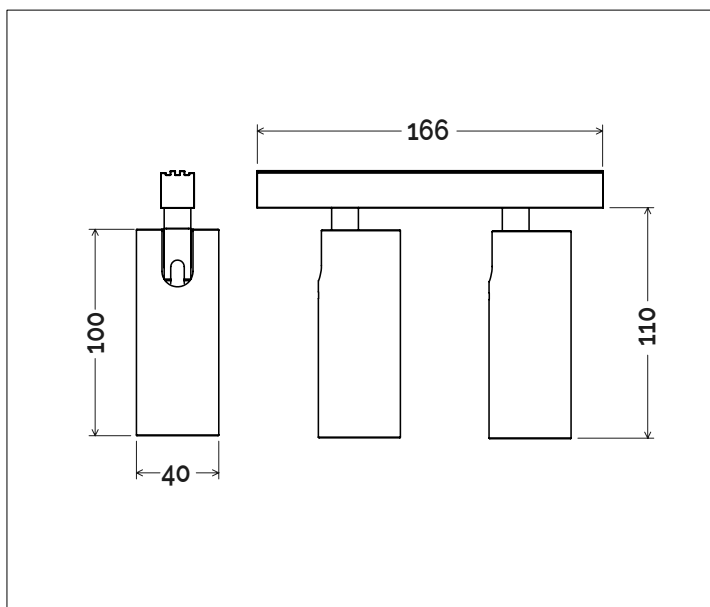
Adjustable LED projector for indoor for track or ceiling system. Ideal for accent light.

Body made of turning aluminum with painted finish.

Spot optics made of clear PMMA and anti-glare ring made of anodized aluminum with customizable finish. COB LED source with LES reduced.

COB LED source with LES reduced.

Supplied with "Stucchi" constant voltage track adapter.



Dati tecnici | Technical Info

* su richiesta / on requests

Finiture Finishes	○ 4001 Bianco White
	● 4002 Nero Black
	● 4010 Oro Gold
	● 4011 Bronzo Bronze
	● Verniciati RAL RAL Paintings*
Potenza Power	2 x 10W
Corrente Current	-
Tensione Voltage	48Vdc
Tolleranza cromatica Chromatic tolerance	3 SDCM
Flusso luminoso Luminous Flux	2 x 966lm
Mantenimento del flusso luminoso Flux Maintenance	≥50.000h
Temperature di esercizio Operating temperature	-20° ~ 45°

Simbologia tecnica Technical informations

	Conforme alle direttive CE
	Conforme alle normative RoHs
	Classe III
	Indice di Protezione IP20

Temperatura di Colore Color Temperature

9027 - 2700K CRI 92
9030 - 3000K CRI 92
9040 - 4000K CRI 92

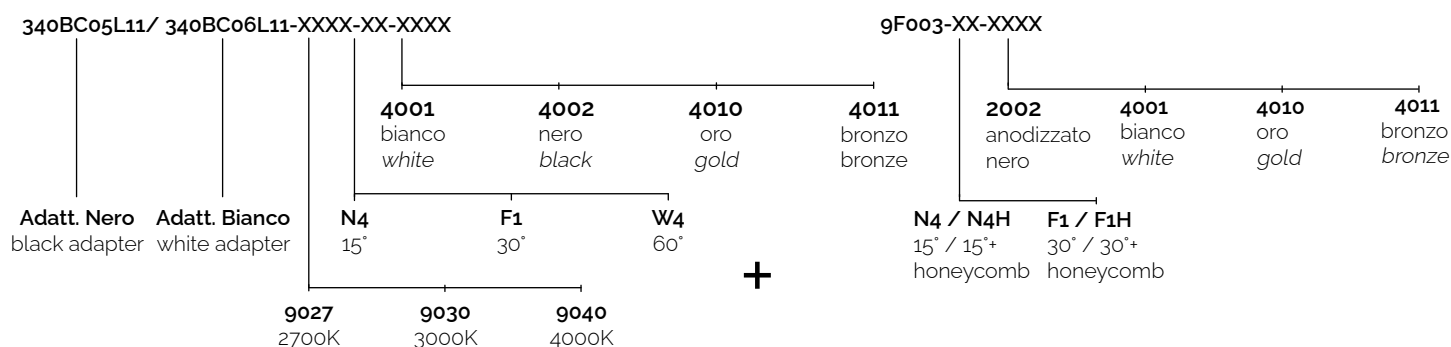
Ottiche Optics

	N4 - 15° (Narrow Beam)
	F1 - 30° (Flood Beam)
	W1 - 45° (Wide Flood Beam)

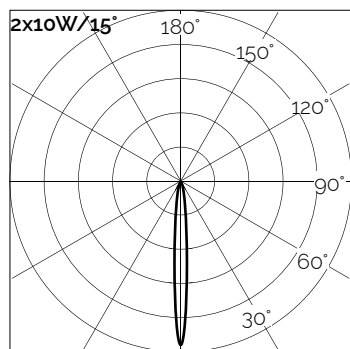
Sistemi di Controllo Control System

	On / Off (remoto escluso / remote excluded)
	Push * (remoto escluso / remote excluded)
	DALI * (remoto escluso / remote excluded)
	Casambi Bluetooth * (remoto escluso / remote excluded)

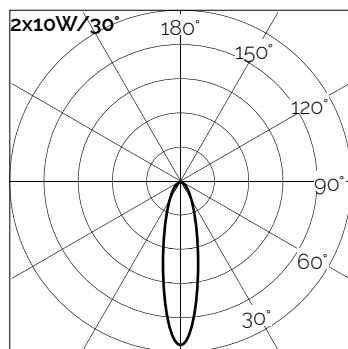
Creazione Codice | Code construction



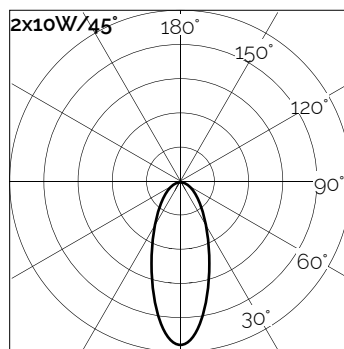
Dati Fotometrici | Photometric Specification



h (m)	E (lx)	D (cm)
1	4543	26
1.5	2087	39
2	1212	52
2.5	786	65
3	579	78



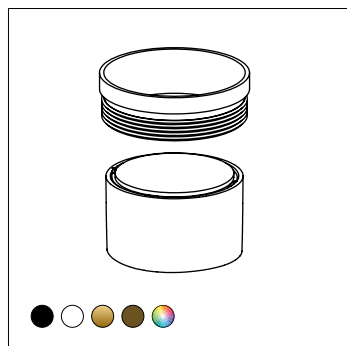
h (m)	E (lx)	D (cm)
1	3383	53
1.5	1503	80
2	807	107
2.5	507	133
3	371	160



h (m)	E (lx)	D (cm)
1	2700	72
1.5	1248	109
2	694	145
2.5	436	181
3	291	218

Accessori | Accessories

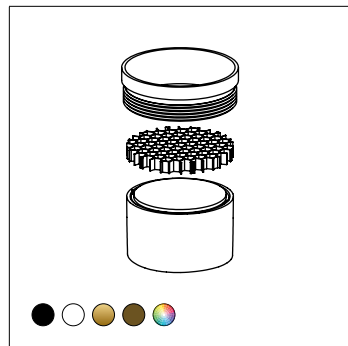
9F003



Ottica + Anello riflettore

Optic + Lock ring

9F003



Ottica + Anello riflettore+ honeycomb

Optic + Lock ring+ honeycomb